

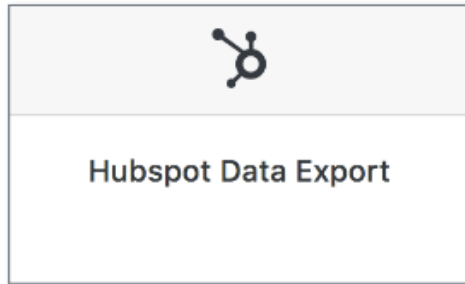
Hubspot Data Export

Description

This module allows the user to pull data either from submitted applications or from CAMS student records so that information may be imported into Hubspot.

Accessing the Tool

Log in to <https://selfservice.mobap.edu> and select **Hubspot Data Export** under the **Admissions** section.





On This Page

- [Description](#)
- [Accessing the Tool](#)
- [Using the Tool](#)
 - [Application Data](#)
 - [CAMS Data](#)

Using the Tool

You can select your data source by clicking either the **Admissions Data** or **CAMS Data** buttons.



Select your data source

Application Data	CAMS Data
	
Initial data as it appears on the application.	Updated data that is maintained as the system of record.

Application Data

This data source pulls information as the applicant submitted it on their application. Thus, certain information should be regarded as "self-reported" and not inerrant.

The **Application Data** export tool provides some search criteria to effectively choose the population of applicants you wish to pull data for.

Job Number	<input type="text"/>
Submitted After	<input type="text"/> 
Submitted Before	<input type="text"/> 
<input type="button" value="✓ Get application data"/>	

Once you have selected your search criteria, click the **Get application data** button.

CAMS Data

The **CAMS Data** export tool provides an up-to-date snapshot for students in the midst of their application and enrollment process. It pulls official information (test scores, GPA, etc.) based on supporting documents the applicant is required to submit for admission.

